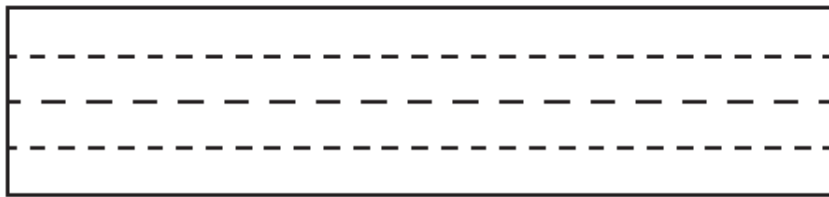


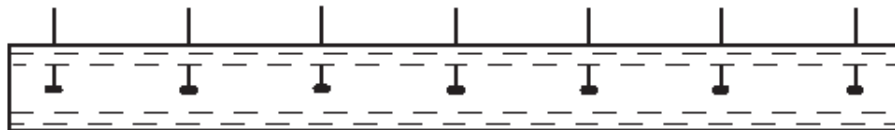
sewing patterns part 2

straps

press straps in half lengthwise
press again into quarters



fold and pin straps - raw edges to the inside




edge stitch straps, and then top stitch straps the width
of the presser foot in

set straps aside

proceed to work on the banner bag.

banner bag

flat fell seam the bag pieces (20" x 17")
together at the bottom



commercial finish ends up on the top
edge of the bag

